


































Zentner		Updated: 08/01/23	
545 sq.ft.   92" ceilings   1/4" scale			
 LVP/LVT Flooring	 Ceiling Light	 Shelf Edge	
 Tile Flooring	 Wall Light	 Insulation Walls (required) (R-13)	
 No Flooring	 Recessed Light	 Insulated Walls (non-required) (R-13)	
 Unfinished Room	 Semi-flush Light	 Insulated Walls (existing)	
 Rubber Flooring	 Smoke Detector	 Rock Wool (R-15)	
 Painted Flooring	 Smoke/CO Unit	 Heat Register	
 Vinyl Flooring	 Exhaust Fan	 Breaker Panel	
 Glue-down Carpet	 110V Receptacle	 Furr Down	
 Granite	 220V Receptacle	 Existing Drain	
 Cultured Marble	 GFI Receptacle	 Floor Drain	
 Cabinet	 Switch	 Concrete Cut	