


FLOORING NOTES:

- All floor coverings and any tile work is provided from Westco carpets.
- ➔ Schedule a time to meet with the sales rep to make your selections.
- ➔ Choose from in-stock or readily-available items when possible (extended shipping delays will affect the schedule).
- ➔ Fill in the appropriate information in the applicable boxes.
- ❗ FYI: LVP or LVT, when bid for basement concrete floor applications, does not include grinding of high-spots or smoothing/floating of low-spots. When this is needed/requested, the cost is based on time and material.
- ❗ FYI: We do not recommend using traditional/floating laminate flooring in basements. This type of laminate flooring requires quarter-round and other edge and seam trim which adds additional costs. It is only at the time of installation that the exact amount needed on your job can be determined; so, if they're necessary, the cost difference will be added to your bill.
- ⚠ Notice! All upgrades from Westco will add a builder overhead/margin to your bill.

FLOOR COVERINGS SELECTIONS

	Westco Carpets & Interiors	Brian
	1814 N State St. Orem, UT 84057	801.226.8512 <small>I'm not sure if he placed the order yet, but he provided an estimate sheet. He may be waiting to hear on the LVP vs carpet. See the note below.</small>
Appointment date / time (REQUIRED)		<input checked="" type="checkbox"/> The sales rep has placed my order
Carpet for the living room, bedroom, hallway and under the stairs <small>See note</small>		
Carpet name/color: Common Ground 2845 12 / Beach House 6005		
<input type="checkbox"/> Upgraded pad		<input type="checkbox"/> Upgraded Carpet
LVP/LVT flooring for the kitchen, entry area, laundry closet and bathroom <small>See note</small>		
LVP/LVT name/color: <small>He said he would do this particular 20 mil for the same price as the bid because he had a lot of it</small>		
<input type="checkbox"/> Upgraded to 20mil		Lakeview Plank 6x48 20mil 5mm / Capri

NOTE: I asked Eric to check the price difference with using LVP everywhere except the bedroom. So the living room, hallway, and under the stairs would be LVP as well. Only the bedroom being carpet. Brian said he'll wait to hear back from me on that.

CABINET NOTES:

- ⚠ **Notice! Once you fill out this page, send it back to us ASAP so we can place your cabinet order as they take the longest to arrive.**
- ➔ When you visit Westco, look at the cabinet door samples and verify the color of cabinetry you want, check the appropriate box and sign to acknowledge your choice.
- 💬 Unless otherwise specified, your bid includes Group 1 and Group 2 cabinet colors. View the Cabinet Colors page in the Selections Brochure to see the other tier colors.
- 💬 Choosing multiple colors for your cabinetry starts at +\$250 (and may have an additional shipping charge of +\$200 if the colors you choose come from different warehouses).
- ℹ FYI: As with all wood products, cabinets have variations in the grains and colors that occur naturally. We cannot hand-select cabinet pieces nor do we have control over the exact characteristics of individual cabinets.
- ℹ FYI: With Alder cabinets, there are knots in the doors and drawer panels which occur naturally in the wood. The size or number of knots is random to each cabinet as wood is a product of nature; each piece will vary individually as such; therefore, we cannot promise any specific number or size of knots.
- ℹ If you choose multiple cabinet colors (or if your basement only has a vanity cabinet and you choose a color different from Shaker White), there is a charge starting at +\$200 for special-shipping; plus the charge for upgrading to a different color group (if applicable) - ask for details.


CABINET HANDLE NOTES:

- ℹ FYI: For the purposes of this project the terminology for cabinet handles, pulls, and knobs are all synonymous and 'handles' will be the default word used.
- 💬 We order your cabinet handles and provide them to the cabinet installer.
- ➔ Choose your handles from the Cabinet Handles document.
- ➔ Write down the listed **PART #** and the appropriate **HOLE SPACING** information.
- ℹ FYI: Cabinet handles will be installed according to industry standards. Any preferences must be declared in advance.
- ⚠ Notice: "Scoop" handles cannot be installed on doors (vertically).
- ℹ FYI: You may choose to purchase and install your own. If you do, check the box indicating that you accept the cabinet handle credit and you acknowledge that you will be responsible for installing your handles at your own risk.
- 💬 Unless otherwise specified, your bid includes one choice of handles for all cabinetry DOORS, and one choice for all cabinetry DRAWERS. Adding additional choices cost +\$25 per additional choice.

CABINET SELECTION



See cabinet notes (IMPORTANT).

Kitchen and vanity cabinetry		
Cabinet color:	<input checked="" type="checkbox"/> Group 1 (Shaker white)	<input type="checkbox"/> Group 1 or 2 (specify other color)
Shaker white		
<input type="checkbox"/> Group > 2 (specify other color):		
Sign here ➔ 		

CABINET HANDLE SELECTION




See cabinet handle notes.

Kitchen and vanity cabinet handles			
Cabinet handles		Part #	Hole spacing
Doors	QTY: 16	PROCO7-SN	<input type="checkbox"/> Single hole <input checked="" type="checkbox"/> Other: <u>96mm</u>
Drawers	QTY: 7	PROCO7-SN	<input type="checkbox"/> Single hole <input checked="" type="checkbox"/> Other: <u>96mm</u>

PAINT NOTES:

- ➔ While you are at Westco, use the Sherwin-Williams swatch book (provided by the sales rep) to choose your paint colors.
- ➔ If you are wanting to use the same color as your upstairs paint color, check the appropriate box and follow the instructions.
- ⚠ Notice: You are not actually ordering paint or specifying what brand/type of paint is used, you are only choosing colors.
- ⚠ If you wish to use colors similar to your upstairs, you must provide your existing paint buckets to the painter when they first arrive to begin painting preparations. You are responsible for ensuring color-match instructions on the existing paint cans are clear and legible and confirm with the painter that he can read/understand any necessary labeling on your paint buckets otherwise a color-match cannot be made.
- ℹ FYI: We suggest avoiding darker colors in basements.
- 💬 When changing colors, you must also be mindful of where/how the transition in colors will take place.
- 💬 Unless you have received approval from Eric for changes to the sheens, you do not need to specify the sheen or brand of paint.
- ⚠ Notice: Because the appearance of sheens change over time, as well as the difference in ingredients/mixtures between products/brands and application methods, we cannot guarantee that they will match precisely with your existing paint.

PAINT SELECTION



(See PAINT NOTES Section)


Paint colors	Finish (non-adjustable)	Color
1 st Tone	The wall and ceiling color is a satin finish.	SW- Agreeable Gray
2 nd Tone	The doors and trim are a semi-gloss.	SW- White

Accent walls / color changes	Color
+\$250 per color per room.	SW-

COUNTERTOP NOTES:

- ➔ Artistic Marble & Granite is the granite fabricator. They are also the granite remnant and sink provider. Schedule a time to meet with the sales rep to select your sink(s), countertop edge style and to get instructions regarding picking your countertop material.
- ❗ FYI: If your basement has a kitchen, your bathroom countertop is typically cut from your kitchen slab. Granite fabricators do not order (or cut into) additional slab(s) unless the footage needed exceeds 60% of the new slab. Additionally, if there is not enough material remaining for your bathroom after the kitchen is cut, you will need to select a remnant from the available product at the fabrication yard (the sales rep will inform you if this is the case).
- ➔ If you are instructed to order full slab(s), schedule a time to meet with a sales rep at either Contempo Tile (located at the *Crossville Studios Slab Gallery*) or Bedrosians Tile & Stone.
- ➔ When you arrive, the sales rep will show you the granite selections which are categorized by price. Your bid includes **granite** that is in the tier-1 category (meaning slabs that are retail-priced at \$20/sq.ft. or less).
- ❗ FYI: Quartz is always an upgrade. Tier-1 Quartz is not the same as Tier-1 granite.
- ⚠ Notice! If you choose to upgrade beyond a tier 1 granite or if you choose a quartz or marble product, you must speak with the Artistic Marble and Granite sales rep regarding the upgrade cost. You will not be able to do 'simple math' to determine the upgrade cost. This is because the discount factor on tier-1 material is not the same as other tiers. You will also be billed based on the cost of the entire slab regardless of how much of the material is needed for your project (whereas your bid value only covers the amount of Tier-1 material your project needs). In addition to this, there is also additional tax and builder's margin on the upgrade amount.
- 💡 **Only choose granite material from 3cm thick selections.** 2cm granite material requires a significant amount of additional support material and labor to fabricate.
- ❗ FYI: The only available countertop edge styles are shown on the sheet.
- ❗ FYI: Any special-textured granite surface will be an upgrade and all edges will be standard regardless of surface texture.
- ❗ FYI: Quartz slabs, granite slabs, marble slabs and other similar stone-products may vary in color, grain and pattern-intensity, etc. from one slab to another (or within the same slab). Our fabricators have years of experience and will cut your chosen piece(s) in the best possible way to minimize voids, color changes and other naturally-occurring "defects" or visual oddities in the layout, seams and joints in a manner consistent with industry standards/procedures. We cannot guarantee to what degree the product will vary in its finished state or to what degree any seams/joints will be visible or un-noticeable.

GRANITE EDGE AND SINK SELECTIONS

	Artistic Marble and Granite 1442 W 70 S Lindon, UT 84042	Wes 801.420.6783 <i>I think he did. I made my selections with him.</i>			
Appointment date / time (REQUIRED) _____		<input checked="" type="checkbox"/> The sales rep has placed my order			
<table border="1"> <tr> <td>Countertop edge style:</td> <td> <input checked="" type="checkbox"/> Straight <input type="checkbox"/> Crescent Moon <input type="checkbox"/> ¼" Radius </td> <td> <input type="checkbox"/> ¼" Bevel <input type="checkbox"/> ½" Bullnose <input type="checkbox"/> Demi Bullnose </td> </tr> </table>			Countertop edge style:	<input checked="" type="checkbox"/> Straight <input type="checkbox"/> Crescent Moon <input type="checkbox"/> ¼" Radius	<input type="checkbox"/> ¼" Bevel <input type="checkbox"/> ½" Bullnose <input type="checkbox"/> Demi Bullnose
Countertop edge style:	<input checked="" type="checkbox"/> Straight <input type="checkbox"/> Crescent Moon <input type="checkbox"/> ¼" Radius	<input type="checkbox"/> ¼" Bevel <input type="checkbox"/> ½" Bullnose <input type="checkbox"/> Demi Bullnose			
<table border="1"> <tr> <td> Bathroom sink: <input checked="" type="checkbox"/> White oval (in bid) <input type="checkbox"/> Square upgrade +\$75 </td> <td> Kitchen sink: <input checked="" type="checkbox"/> 50/50 split <input type="checkbox"/> 60/40 split <input type="checkbox"/> Single-bowl <input type="checkbox"/> Other: _____ </td> <td></td> </tr> </table>			Bathroom sink: <input checked="" type="checkbox"/> White oval (in bid) <input type="checkbox"/> Square upgrade +\$75	Kitchen sink: <input checked="" type="checkbox"/> 50/50 split <input type="checkbox"/> 60/40 split <input type="checkbox"/> Single-bowl <input type="checkbox"/> Other: _____	
Bathroom sink: <input checked="" type="checkbox"/> White oval (in bid) <input type="checkbox"/> Square upgrade +\$75	Kitchen sink: <input checked="" type="checkbox"/> 50/50 split <input type="checkbox"/> 60/40 split <input type="checkbox"/> Single-bowl <input type="checkbox"/> Other: _____				


GRANITE SLAB SELECTION

	Contempo Tile 2885 S 300 W Salt Lake City, Utah 84115 Kody Reed: 801.433.1717 801.867.3269	Bedrosians Tile & Stone 3280 S 900 W South Salt Lake, UT 84119 Any sales rep: 801.466.6641 <i>Wes at AMG said he would call Contempo and let him know I was going with the New Caledonia. So I think yes.</i>			
Appointment date / time (REQUIRED) _____		<input checked="" type="checkbox"/> The sales rep has placed my order			
⚠ Notice! When you have found the slab you want, you must have the representative tag it as follows: "Artistic Marble and Granite - Millgate Homes - (your name)"					
<table border="1"> <tr> <td> Countertop slab(s) name/color: QTY: 1 _____ </td> <td> New Caledonia </td> <td> <input checked="" type="checkbox"/> Tier 1 <input type="checkbox"/> > Teir 1 </td> </tr> </table>			Countertop slab(s) name/color: QTY: 1 _____	New Caledonia	<input checked="" type="checkbox"/> Tier 1 <input type="checkbox"/> > Teir 1
Countertop slab(s) name/color: QTY: 1 _____	New Caledonia	<input checked="" type="checkbox"/> Tier 1 <input type="checkbox"/> > Teir 1			

PLUMBING NOTES:

- ➔ When you set your appointment (and again when you arrive), you must tell the sales rep that you are working with Lakeview Plumbing and Millgate Homes so they can properly help you and record your selections.
- ⚠ **Notice!** The shower control valve requires that the same brand and compatible faucet trim kit be used (we install a **Moen posi-temp valve**). If you are considering using a different type of faucet, you must inform us immediately so we can inform the plumbers before it's too late.
- ➔ Make your selections from the provided "Plumbing Selections" sheets and fill in the appropriate information in the boxes provided.
- ℹ FYI: For your convenience, we have broken the selection sheets up between classic-style fixtures and modern-style fixtures.
- ➔ Once your selections are made, call the sales rep to place your order.
- ➔ If you wish to choose different fixtures than the ones shown on the sheets, you will need to schedule a time to meet the sales rep at the showroom.
- ➔ Choose from in-stock or readily-available items when possible (extended shipping delays will affect the schedule).
- ℹ FYI: This showroom only provides us with faucets and toilets. Sinks and other bathroom hardware are provided by different suppliers.
- 💬 Important: If you choose an 8" (wide-spread) lav faucet, additional labor charges will apply for installation because it needs a separate valve unit.
- ℹ FYI: Chrome fixtures cost less than Brushed-Nickel, which cost less than Oil-Rubbed-Bronze or Black; prices vary from model to model and brand to brand.
- ⚠ **Notice!** If you change the color of your tub/shower faucet, the tub drain-kit will also be changed to match.
- ℹ FYI: Standard tubs are 60" x 30" x 14".


PLUMBING SELECTIONS

		Mountain Land Supply 3363 N Main St. Spanish Fork, UT 84660		Codie Stone 801.798.7880	
Appointment date / time (REQUIRED)		I think so ✗ The sales rep has placed my order			
Faucet brand/model: Moen, Gibson 6150BN 4" Vanity faucet		Hole configuration: ✗ Centerset 3-hole (4") <input type="checkbox"/> Single-hole <input type="checkbox"/> Wide-spread 3-hole (8")		Finish color: <input type="checkbox"/> Chrome ✗ Brushed-nickel <input type="checkbox"/> Other:	
Moen, Sleek 7864SRS Kitchen faucet		✗ Single-hole <input type="checkbox"/> Other:		<input type="checkbox"/> Chrome ✗ Brushed-nickel <input type="checkbox"/> Other:	
Moen, Gibson 2903EPBN Shower faucet		*Moen Posi-Temp compatible <input type="checkbox"/> Handheld attachment		<input type="checkbox"/> Chrome ✗ Brushed-nickel <input type="checkbox"/> Other:	
Toilet brand/model: Viper		Bowl style: ✗ Elongated <input type="checkbox"/> Round		Seat type: <input type="checkbox"/> Regular ✗ Soft-close	
				Height: ✗ Standard height <input type="checkbox"/> ADA height:	

LIGHTING NOTES:

- ➔ If you choose to make your selections from the Selections Brochure, fill in the appropriate information in the boxes provided and then call the sales rep at Lighting Specialists and place your order.
- ➔ Otherwise, if you wish to choose different fixtures than the ones shown in the Selections Brochure, you will need to meet with the sales rep.
- 💡 Important: When selecting your fixtures, try to avoid selections that will take more than 2 weeks to be shipped in.
- 📌 FYI: We suggest avoiding "tea-stained" or other dark lenses in basements.
- 📌 FYI: In areas where in-ceiling interferences prevent the installation of recessed (can)-lights, low-profile (disc-lights) will be installed instead and other can-lights may be swapped out for aesthetic purposes.
- ⚠️ Notice! Our standard LED disc-lights or can-lights are 3000K and you must inform the sales rep if you have a different preference on bulb brightness/color.
- 💡 Important: Not all fixtures can support every type of bulb, so be sure to select fixtures that support the bulbs you want. (Additional charges may apply for non-standard bulb types.)
- 📌 FYI: If your bid includes under-cabinet-lighting, can-lighting or fixtures for under the stairs, these units are normally provided by the electrician so you don't need to select any.
- 💡 Important: Any installation prices are based on products that are of typical-configuration, assembly or difficulty of installation. Cost for parts and additional labor, if any, are not included and will be billed to your account.

LIGHTING FIXTURE SELECTIONS

	Lighting Specialists 922 N 1430 W Orem, Utah 84057	Greg 801.224.8365
I think so		
Appointment date / time (REQUIRED)	✗ The sales rep has placed my order	
METHOD A Selections chosen from the Selections Brochure		
Light fixture style:	Glass texture:	Fixture color:
<input type="checkbox"/> Classic <input checked="" type="checkbox"/> Vintage <input type="checkbox"/> Bulb direction: <input type="checkbox"/> Up <input checked="" type="checkbox"/> Down	<input type="checkbox"/> Marbled <input checked="" type="checkbox"/> Frosted <input checked="" type="checkbox"/> Brushed-nickel	<input type="checkbox"/> Chrome <input type="checkbox"/> Oil-rubbed bronze <input checked="" type="checkbox"/> Other: _____
METHOD B Selections chosen at Lighting Specialists with Greg		
Light fixture:	QTY:	Fixture color:
Corona 10214 FTSN Vanity light (4-bulb)	1	<input type="checkbox"/> Chrome <input checked="" type="checkbox"/> Brushed-nickel <input checked="" type="checkbox"/> Other: _____
Nautica Wall Mount 21LZM Exterior	1	<input type="checkbox"/> Chrome <input type="checkbox"/> Oil-rubbed bronze <input checked="" type="checkbox"/> Brushed-nickel <input checked="" type="checkbox"/> Other: _____
Bulb direction: <input type="checkbox"/> Up <input checked="" type="checkbox"/> Down		

NOTE: Greg matched the exterior to what I have outside my garage, and said it was the same price range as what was in the bid

SHOWER SURROUND NOTES:

➔

All cultured-marble and shower glass products are provided by Designer Marble. You will need to schedule a time to meet with the sales rep to make your selections. (Do not choose countertops, sinks, cabinetry or tile products from here as those are provided by different suppliers.


i

FYI: For tub/shower surrounds, you are choosing your accent “swirl” and base colors. Exact swirl and pattern intensity are not possible to guarantee.

i

FYI: Euro-doors are designed to swing both in and out so be aware of the location and size of your plumbing fixtures as they may interfere, to some degree, with the inward swing.

SHOWER SURROUND SELECTIONS



Designer Marble

943 W 240 N

Lindon, Utah 84042

Jeana

801.785.8172

I think so. She said they'd call to come measure.

Appointment date / time

(REQUIRED)

X

The sales rep has placed my order

Cultured-marble color:

X

Solid white (white with no swirl)

[]

Venato (off white with no swirl)

[]

Neutral white (light cream with off-white swirl)

[]

Upgraded to Subway pattern surround

Surround extras:

[]

Added edge trim

[]

Extended height

Shower amenities:

X

2 shampoo shelves

[]

1 shampoo shelf and 1 soap dish(surface mount)

Selection Guide | Millgate Construction Inc. © 2024

Smith - Millgate Homes | 7 of 9

Selection Guide

DOORKNOB NOTES:

- ➔ Make your selections from the provided “Hardware Selections” sheet and fill in the appropriate information in the boxes provided.
- 💬 If you want different door knobs other than the standard ones shown in the Selections Brochure, we will try to get as close a match as possible as available from our distributor. Additional charges may apply.
- ❗ FYI: The hinge color for your doors has already been determined by what you have upstairs.

MIRROR AND BATHROOM ACCESSORY HARDWARE NOTES:

- ⚠ Notice! If you wish to purchase your own your own mirror or bathroom accessories, installation is at the discretion of Millgate Homes and additional charges may apply for non-typical or excessively-difficult installations.

DOORKNOB SELECTIONS



See doorknob notes.

Doorknob type:	Style:	Finish color:	
<input checked="" type="checkbox"/> Knobs	<input type="checkbox"/> Ball <input checked="" type="checkbox"/> Mushroom <input type="checkbox"/> Egg	<input type="checkbox"/> Chrome <input checked="" type="checkbox"/> Brushed-nickel	<input type="checkbox"/> Oil-rubbed bronze <input type="checkbox"/> Black <input checked="" type="checkbox"/> Other: _____
<input checked="" type="checkbox"/> Levers (+\$14/ea)	<input type="checkbox"/> Pacific Heights <input type="checkbox"/> Sea Cliff <input type="checkbox"/> Soma	<input type="checkbox"/> Chrome <input type="checkbox"/> Brushed-nickel	<input type="checkbox"/> Oil-rubbed bronze <input checked="" type="checkbox"/> Other: _____

BATHROOM ACCESSORIES SELECTIONS



See bathroom accessory hardware notes.

Hardware style:	Finish color:	
<input type="checkbox"/> Classic <input checked="" type="checkbox"/> Modern	<input type="checkbox"/> Chrome <input checked="" type="checkbox"/> Brushed-nickel	<input type="checkbox"/> Oil-rubbed bronze <input checked="" type="checkbox"/> Other: _____

MIRROR SELECTION



See mirror notes.

Mirror:	<input checked="" type="checkbox"/> Use what's bid (frameless)	<input type="checkbox"/> I will purchase and install my own
---------	--	---

NOTICE – DO NOT FILL OUT UNLESS YOU HAVE DISCUSSED CHANGES WITH ERIC



- ⚠ The styles for doors and trim, etc. will be matched, as closely as available, to that of your upstairs.

Door style	
Door casing and header style	
Door hinge color	
Baseboard style	
Window casing, sill and header style	

APPLIANCE NOTES:

- i** FYI: Appliances are not included in your bid. This checklist is provided as a convenience to help you to track the appliance your basement needs.
- ⚠** Notice! The only appliance we install is the above-range microwave (unless otherwise noted). It must be on-site no later than week five of your project (generally right after painting).
- ➔** When choosing your refrigerator, be sure to make sure its width when the doors are open does not exceed the 36".
- ⚠** Notice! Refrigerators, ranges, dishwashers as well as washers and dryers can only be delivered after the project is completed. (We do not install these and when they're delivered too soon, they're in the way.)
- ⚠** Notice! We will need templates for cook-tops and wall ovens on site prior to the scheduled cabinet-installation-date.
- ⚠** Notice: We do not move, discard, uninstall or reinstall any existing or used appliances.
- ⚠** Notice: All appliances are planned to be electric (unless specifically noted otherwise).
- i** FYI: Not all appliances are sized the same. Our cabinets (as well as their respective appliance openings) are made in standard-size increments. You are responsible for verifying that the appliances you choose fit. Beware of atypical sizes, door/drawer openings and handle shape, size, depth, etc.

APPLIANCE CHECKLIST



See appliance notes.

Microwave:	<input type="checkbox"/> Microwave (above range) (max dim.: 30"W x 17"H x 16"D) <i>*See APPLIANCE NOTES Section</i>
Washer/dryer:	<input type="checkbox"/> Standard sized unitized unit (not full-sized stackable)
Refrigerator:	<input type="checkbox"/> Max dimensions: 36"W (doors opened) x 69.5"H
Dishwasher:	<input type="checkbox"/> Standard size: 23 7/8"W x 33 7/8"H
Electric range:	<input type="checkbox"/> Standard size: 29 15/16"W