

FLOORING NOTES:

- All floor coverings and any tile work is provided from Westco carpets.
- Schedule a time to meet with the sales rep to make your selections.
- Choose from in-stock or readily-available items when possible (extended shipping delays will affect the schedule).
- Fill in the appropriate information in the applicable boxes.
- FYI: LVP or LVT, when bid for basement concrete floor applications, does not include grinding of high-spots or smoothing/floating of low-spots. When this is needed/requested, the cost is based on time and material.
- FYI: We do not recommend using traditional/floating laminate flooring in basements. This type of laminate flooring requires quarter-round and other edge and seam trim which adds additional costs. It is only at the time of installation that the exact amount needed on your job can be determined; so, if they're necessary, the cost difference will be added to your bill.
- ⚠ Notice! All upgrades from Westco will add a builder overhead/margin to your bill.

I NEED TO SEE AN ORDER FROM  
WESTCO TO DOUBLE CHECK THAT  
THE HAVE EVERYTHING CORRECT  
BEFORE THE ORDER IS SENT IN!  
THANK YOU!!!

FLOOR COVERINGS AND OPTIONAL TILE SHOWER SURROUND SELECTIONS



Westco Carpets & Interiors  
1814 N State St.  
Orem, UT 84057

Brian  
801.226.8512

Appointment date / time  
(REQUIRED)

☐ The sales rep has placed my order

Carpet for the theater Area, bedrooms, hallway, storage closets and up the stairs <sup>Game Area</sup>

Carpet name/color:

Karastan Modern Structure 9768 Desert Sand

☒ Upgraded pad ALL PER CUSHION ☐ Upgraded Carpet

Tile flooring for the bathrooms and laundry room

Tile name:

SEE ATTACHED "TILE"

Grout color:

☐ Has special installation instructions

LVP/LVT flooring for the kitchen, pantry and game area

LVP/LVT name/color:

EXPLORER SHACKELTON LVP

☒ Upgraded to 20mil

Rubber flooring for the exercise room

Rubber flooring name/color:

GRAY FLECK

☐ Has special installation instructions

Optional Upgrade - Shower wall tile:

Optional Upgrade - Shower floor tile:

Grout color: SEE ATTACHED "TILE"

☐ Added a décor strip

☐ Added extended height

☐ Added bull-nose edge trim

## **TILE**

### **Bath 1 (HALL):**

\*\*SHOWER WALLS - BEDROSIANS MARIN GLAZED CERAMIC TILE, color: "Sand Dollar-Gloss"

\*\*2 smaller walls:color: "Sand Dollar-Gloss" 2 1/2" x 5" vertical stack, end to end (no offset).

\*\*Center wall: wainscot of 2 1/2" x 5" vertical stack end to end, (no offset), "Sand Dollar" trim piece, 1/3 of the way up.

\*\*Above the "Sand Dollar" trim piece (Top 2/3): 4"x4" squares in a checker pattern. Colors: "Pearl White-Gloss" and "Sand Dollar- Gloss" Tile to the ceiling.

GROUT: BISCUIT      GROUT JOINT 1/16"

\*\*\*\*Shower floor: "Sand Dollar- Matte" 2" Porcelain Penny Mosaic

GROUT: BISCUIT

BATHROOM FLOOR: "Sand Dollar- Matte" 2" Porcelain Penny Mosaic

GROUT: BISCUIT

### **Bath 2 (En Suite):**

SHOWER WALLS: BEDROSIANS MARIN GLAZED CERAMIC TILE, color: "Misty Blue- Gloss"

ALL SHOWER WALLS: 4"x4" squares. Color: "Misty Blue- Gloss"

\*\* Shower floor: "Misty Blue- Matte" 3/4" Porcelain Penny Mosaic  
GROUT: ARMOR      GROUT JOINT: 1/16"

FLOOR: Marca Corona Tile Terr Art Hexagon Tile 8.5" x 10" Stella Oceano

GROUT: WARM GRAY

**Powder Bath:**

Parma Cotto Brown Matte Star & White Polished Cross

GROUT: WARM GRAY    GROUT JOINT 1/8"

**Laundry:**

Affinity Tile Artisan Damero Azul 13x13 Matte Ceramic

Grout: TBD (sample coming on 9/11

Grout Joint 1/8"



## Selection Guide

### CABINET NOTES:

- ⚠ **Notice!** Once you fill out this page, send it back to us ASAP so we can place your cabinet order as they take the longest to arrive.
- ➔ When you visit Westco, look at the cabinet door samples and verify the color of cabinetry you want, check the appropriate box and sign to acknowledge your choice.
- Unless otherwise specified, your bid includes Group 1 and Group 2 cabinet colors. View the Cabinet Colors page in the Selections Brochure to see the other tier colors.
- Choosing multiple colors for your cabinetry starts at +\$250 (and may have an additional shipping charge of +\$200 if the colors you choose come from different warehouses).
- ❗ FYI: As with all wood products, cabinets have variations in the grains and colors that occur naturally. We cannot hand-select cabinet pieces nor do we have control over the exact characteristics of individual cabinets.
- ❗ FYI: With Alder cabinets, there are knots in the doors and drawer panels which occur naturally in the wood. The size or number of knots is random to each cabinet as wood is a product of nature; each piece will vary individually as such; therefore, we cannot promise any specific number or size of knots.
- ❗ If you choose multiple cabinet colors (or if your basement only has a vanity cabinet and you choose a color different from Shaker White), there is a charge starting at +\$200 for special-shipping; plus the charge for upgrading to a different color group (if applicable) - ask for details.

### CABINET HANDLE NOTES:

- ❗ FYI: For the purposes of this project the terminology for cabinet handles, pulls, and knobs are all synonymous and 'handles' will be the default word used.
- We order your cabinet handles and provide them to the cabinet installer.
- ➔ Choose your handles from the Cabinet Handles document.
- ➔ Write down the listed **PART #** and the appropriate **HOLE SPACING** information.
- ❗ FYI: Cabinet handles will be installed according to industry standards. Any preferences must be declared in advance.
- ⚠ **Notice:** "Scoop" handles cannot be installed on doors (vertically).
- ❗ FYI: You may choose to purchase and install your own.
- Unless otherwise specified, your bid includes one choice of handles for all cabinetry DOORS, and one choice for all cabinetry DRAWERS. Adding additional choices cost +\$25 per additional choice.

BATHROOM VANITIES → OXFORD TOFFEE  
LAUNDRY CABS → ANTIQUE WHITE

### CABINET SELECTION

See cabinet notes (IMPORTANT).

Kitchen a ~~\_\_\_\_\_~~

Cabinet color: ☐ Group 1 or 2 color: ☐ Optional Upgrade: Group 3, 4, 5, or 6 color: \_\_\_\_\_

HOODS → ANTIQUE WHITE, ISLAND → OXFORD TOFFEE

PERIMETER → ANTIQUE WHITE

Sign here: *Paul Walker*

Media Center cabinetry

Cabinet color: ☒ Group 1 (Shaker white) ~~Cannot change from white cabinets.~~

Sign here: ANTIQUE WHITE *Paul Walker*

### CABINET HANDLE SELECTION

See cabinet handle notes.

SEE PLUMBING PAPER

Kitchen and vanity cabinet handles		
Cabinet handles	Part #	Hole spacing
Doors		<input type="checkbox"/> Single hole <input type="checkbox"/> Other: _____
Drawers		<input type="checkbox"/> Single hole <input type="checkbox"/> Other: _____

Optional Upgrade: Vanity cabinet handles (if different from kitchen handles)		
Cabinet handles	Part #	Hole spacing
Doors	SEE PLUMBING	<input type="checkbox"/> Single hole <input type="checkbox"/> Other: _____
Drawers	SPEC SHEET	<input type="checkbox"/> Single hole <input type="checkbox"/> Other: _____

Media center cabinet handles (if different)		
Cabinet handles	Part #	Hole spacing
Doors	SEE SPEC SHEET	<input type="checkbox"/> Single hole <input type="checkbox"/> Other: _____

\* Please DO HANDLE PLACEMENTS LIKE UPSTAIRS! \*



PAINT NOTES:

- ➔ While you are at Westco, use the Sherwin-Williams swatch book (provided by the sales rep) to choose your paint colors.
- ➔ If you are wanting to use the same color as your upstairs paint color, check the appropriate box and follow the instructions.
- ⚠ Notice: You are not actually ordering paint or specifying what brand/type of paint is used, you are only choosing colors.
- ⚠ If you wish to use colors similar to your upstairs, you must provide your existing paint buckets to the painter when they first arrive to begin painting preparations. You are responsible for ensuring color-match instructions on the existing paint cans are clear and legible and confirm with the painter that he can read/understand any necessary labeling on your paint buckets otherwise a color-match cannot be made.
- ℹ FYI: We suggest avoiding darker colors in basements.
- 💡 When changing colors, you must also be mindful of where/how the transition in colors will take place.
- 💡 Unless you have received approval from Eric for changes to the sheens, you do not need to specify the sheen or brand of paint.
- ⚠ Notice: Because the appearance of sheens change over time, as well as the difference in ingredients/mixtures between products/brands and application methods, we cannot guarantee that they will match precisely with your existing paint.

PAINT SELECTION



(See PAINT NOTES Section)

SEE BELOW

Bedrooms, bathrooms and laundry room

Paint colors	Finish (non-adjustable)	Color
1 <sup>st</sup> Tone	The wall color is a satin finish.	SW-
2 <sup>nd</sup> Tone	The doors and trim are a semi-gloss.	SW-
3 <sup>rd</sup> Tone	The ceiling is an eggshell finish.	SW-

Remaining rooms / areas (non-utility or storage rooms / areas)

Paint colors	Finish (non-adjustable)	Color
1 <sup>st</sup> Tone	The wall and ceiling color is a satin finish.	SW-
2 <sup>nd</sup> Tone	The doors and trim are a semi-gloss.	SW-

Accent walls / color changes	Color
+\$250 per color per room.	SW-

- ENTRE BASEMENT -

WALLS & CEILINGS → SW 7011 NATURAL CHOICE SATIN FINISH


TRIM → SW 7011 NATURAL CHOICE SEMI GLOSS

ALL DOORS (NONE OF THE TRIM) SW 9643 Eventide SEMI GLOSS


COUNTERTOP NOTES:

- ➔ Artistic Marble & Granite is the granite fabricator. They are also the granite remnant and sink provider. Schedule a time to meet with the sales rep to select your sink(s), countertop edge style and to get instructions regarding picking your countertop material.
- ❗ FYI: If your basement has a kitchen, your bathroom countertop is typically cut from your kitchen slab. Granite fabricators do not order (or cut into) additional slab(s) unless the footage needed exceeds 60% of the new slab. Additionally, if there is not enough material remaining for your bathroom after the kitchen is cut, you will need to select a remnant from the available product at the fabrication yard (the sales rep will inform you if this is the case).
- ➔ If you are instructed to order full slab(s), schedule a time to meet with a sales rep at either Contempo Tile (located at the *Crossville Studios Slab Gallery*) or Bedrosians Tile & Stone.
- ➔ When you arrive, the sales rep will show you the granite selections which are categorized by price. Your bid includes **granite** that is in the tier-1 category (meaning slabs that are retail-priced at \$20/sq.ft. or less).
- ❗ FYI: Quartz is always an upgrade. Tier-1 Quartz is not the same as Tier-1 granite.
- ⚠ Notice! If you choose to upgrade beyond a tier 1 granite or if you choose a quartz or marble product, you must speak with the Artistic Marble and Granite sales rep regarding the upgrade cost. You will not be able to do 'simple math' to determine the upgrade cost. This is because the discount factor on tier-1 material is not the same as other tiers. You will also be billed based on the cost of the entire slab regardless of how much of the material is needed for your project (whereas your bid value only covers the amount of Tier-1 material your project needs). In addition to this, there is also additional tax and builder's margin on the upgrade amount.
- 💡 **Only choose granite material from 3cm thick selections.** 2cm granite material requires a significant amount of additional support material and labor to fabricate.
- ❗ FYI: The only available countertop edge styles are shown on the sheet.
- ❗ FYI: Any special-textured granite surface will be an upgrade and all edges will be standard regardless of surface texture.
- ❗ FYI: Quartz slabs, granite slabs, marble slabs and other similar stone-products may vary in color, grain and pattern-intensity, etc. from one slab to another (or within the same slab). Our fabricators have years of experience and will cut your chosen piece(s) in the best possible way to minimize voids, color changes and other naturally-occurring "defects" or visual oddities in the layout, seams and joints in a manner consistent with industry standards/procedures. We cannot guarantee to what degree the product will vary in its finished state or to what degree any seams/joints will be visible or un-noticeable.

GRANITE EDGE AND SINK SELECTIONS

	<b>Artistic Marble and Granite</b>	<b>Wes</b>
	1442 W 70 S Lindon, UT 84042	801.420.6783
Appointment date / time (REQUIRED)		8/26 2:30 <input checked="" type="checkbox"/> The sales rep has placed my order
<b>Countertop edge style:</b> <input checked="" type="checkbox"/> Straight <input type="checkbox"/> 1/4" Bevel <input type="checkbox"/> Crescent Moon <input type="checkbox"/> 1/2" Bullnose <input type="checkbox"/> 1/4" Radius <input type="checkbox"/> Demi Bullnose		
<b>Bathroom sinks:</b> <input type="checkbox"/> White oval (in bid) <input checked="" type="checkbox"/> Square upgrade +\$75ea		<b>Kitchen sink:</b> <input type="checkbox"/> 50/50 split <input type="checkbox"/> 60/40 split <input type="checkbox"/> Single-bowl <input checked="" type="checkbox"/> Other: <b>BLANCO, SOFT WHITE</b> <b>443084</b>

GRANITE SLAB SELECTION

	<b>Contempo Tile</b>	<b>Bedrosians Tile &amp; Stone</b>
	2885 S 300 W Salt Lake City, Utah 84115 Kody Reed: 801.433.1717 801.867.3269	3280 S 900 W South Salt Lake, UT 84119 Any sales rep: 801.466.6641
Appointment date / time (REQUIRED)		<input type="checkbox"/> The sales rep has placed my order
⚠ Notice! When you have found the slab you want, you must have the representative tag it as follows: <b>"Artistic Marble and Granite - Millgate Homes - (your name)"</b>		
Countertop slab(s) name/color:		<input type="checkbox"/> Tier 1
QTY: 3		<input type="checkbox"/> > Teir 1

CREMA CAFE QUARTZ (3 SLABS)



## Selection Guide

### PLUMBING NOTES:

- ➔ When you set your appointment (and again when you arrive), you must tell the sales rep that you are working with Lakeview Plumbing and Millgate Homes so they can properly help you and record your selections.
- ⚠ **Notice!** The shower control valve requires that the same brand and compatible faucet trim kit be used (by default, we install a **Moen posi-temp valve**). If you are considering using a different type of faucet, you must inform the sales rep immediately so they coordinate with the plumbers before it's too late.
- ➔ Make your selections from the provided "Plumbing Selections" sheets and fill in the appropriate information in the boxes provided.
- 📌 FYI: For your convenience, we have broken the selection sheets up between classic-style fixtures and modern-style fixtures.
- ➔ Once your selections are made, call the sales rep to place your order.
- ➔ If you wish to choose different fixtures than the ones shown on the sheets, you will need to schedule a time to meet the sales rep at the showroom.
- ➔ Choose from in-stock or readily-available items when possible (extended shipping delays will affect the schedule).
- 📌 FYI: This showroom only provides us with faucets and toilets. Sinks and other bathroom hardware are provided by different suppliers.
- 💬 Important: If you choose an 8" (wide-spread) lav faucet, additional labor charges will apply for installation because it needs a separate valve unit.
- 📌 FYI: Chrome fixtures cost less than Brushed-Nickel, which cost less than Oil-Rubbed-Bronze or Black; prices vary from model to model and brand to brand.
- ⚠ **Notice!** If you change the color of your tub/shower faucet, the tub drain-kit will also be changed to match.
- 📌 FYI: Standard tubs are 60" x 30" x 14".

### PLUMBING SELECTIONS



**Mountain Land Supply**  
1424 W 130 S  
Orem, UT 84058

**Codie Stone**  
385.286.7104 (accepts calls & texts)

Appointment date / time (REQUIRED) 9/5 9:00 ☒ The sales rep has placed my order

Faucet brand/model:	Hole configuration:	Finish color:
Vanity faucet (qty:3)	<input type="checkbox"/> Centerset 3-hole (4") <input type="checkbox"/> Single-hole <input type="checkbox"/> Wide-spread 3-hole (8")	<input type="checkbox"/> Chrome <input type="checkbox"/> Brushed-nickel <input type="checkbox"/> Other: _____
Kitchen faucet (qty:1)	<input type="checkbox"/> Single-hole <input type="checkbox"/> Other: _____	<input type="checkbox"/> Chrome <input type="checkbox"/> Brushed-nickel <input type="checkbox"/> Other: _____
Shower faucet (qty:2)	*Moen Posi-Temp compatible <input type="checkbox"/> Handheld attachment	<input type="checkbox"/> Chrome <input type="checkbox"/> Brushed-nickel <input type="checkbox"/> Other: _____

Toilet brand/model (qty:3):	Bowl style:	Seat type:	Height:
	<input type="checkbox"/> Elongated <input type="checkbox"/> Round	<input type="checkbox"/> Regular <input type="checkbox"/> Soft-close	<input type="checkbox"/> Standard height <input type="checkbox"/> ADA height:

SEE SPEC SHEET

-CODIE ALSO ORDERED CABINET HARDWARE AND BATHROOM ACCESSORIES (T.P. HOWER, TOWEL BARS, DRAWER & CAB PULLS, ETC.)

\*TOILET WAS UPGRADED & WILL GO THROUGH PLUMBER VALVES, PLUMBING FIXTURES, ETC. HAVE BEEN ORDERED & WILL BE DELIVERED TO OUR HOUSE.



## BASEMENT 3/4 BATHS X2

HALL & EN SUITE  
BATHS



Invari Widespread Lavatory Faucet  
With Arc Spout Less Handles - Luxe  
Gold  
**Qty: 2**



Invari Widespread Handle Kit Cross -  
Luxe Gold  
**Qty: 2**



Invari Pressure Balance Valve With  
Integrated 3 Function Diverter Trim  
Less Handles - Luxe Gold  
**Qty: 2**



Invari Pressure Balance Valve With  
Diverter Trim Handle Kit Cross - Luxe  
Gold  
**Qty: 2**



Invari 11" Angled Shower Arm And  
Flange - Luxe Gold  
**Qty: 2**



Invari Round Multi Function  
Showerhead - Luxe Gold  
**Qty: 2**

\* ALSO: INVARI SHOWER SLIDE BARS FOR  
BOTH SHOWERS X2  
INVARI OKINETIC MULTIFUNCTIONAL SLIDE BAR HANDSHOWER





## BASEMENT 3/4 BATHS X2

**POWDER BATH FAUCET:** CHARLOTTE WIDESPREAD 65385LF-PN LHP  
~~HANDS~~



Logan Square 1.28Gpf 1Pc Ada  
Elongated Simple Close Toilet Toilet  
12" Rough-In - White  
**Qty: 3**



Invari Tissue Holder - Polished Nickel  
**Qty: 1**



Invari 8" Towel Bar - Polished Nickel  
**Qty: 1**

POWDER  
BATH



Invari Tissue Holder - Luxe Gold  
**Qty: 2**



Invari Mini Towel Bar - Luxe Gold  
**Qty: 2**



Invari Robe Hook - Luxe Gold  
**Qty: 4**

HALL & EN SUITE BATHS

**KITCHEN FAUCET:** ARTESSO FAUCET 63025LF-GL




## BASEMENT 3/4 BATHS X2



Invari Drawer Pull - Luxe Gold  
Qty: 14

HALL & ENSUITE  
DRAWERS




~~Invari Drawer~~ <sup>CABINET</sup> Knob - Luxe Gold  
Qty: 4

HALL & ENSUITE  
CABINET DOORS



Invari Drawer Pull - Polished Nickel  
Qty: 7

POWDER BATH  
DRAWERS



~~Invari Drawer~~ <sup>CABINET</sup> Knob - Polished Nickel  
Qty: 2

POWDER BATH  
CABINET  
DOORS



Transcend Cabinet Latch 1 15/16" -  
Honey Bronze  
Qty: 3

MEDIA  
CABINETS



Chateau Reeded Pull 3 3/4" Center To  
Center - Honey Bronze  
Qty: 19

KITCHEN DRAWERS





## BASEMENT 3/4 BATHS X2



Nouveau III Dome Knob 1 1/8" - Honey Bronze  
**Qty:** 22

KITCHEN CABINET  
DOORS

## Selection Guide

### LIGHTING NOTES:

- ➔ If you choose to make your selections from the Selections Brochure, fill in the appropriate information in the boxes provided and then call the sales rep at Lighting Specialists and place your order.
- ➔ Otherwise, if you wish to choose different fixtures than the ones shown in the Selections Brochure, you will need to meet with the sales rep.
- 💡 Important: When selecting your fixtures, try to avoid selections that will take more than 2 weeks to be shipped in.
- ❗ FYI: We suggest avoiding "tea-stained" or other dark lenses in basements.
- ❗ FYI: In areas where in-ceiling interferences prevent the installation of recessed (can)-lights, low-profile (disc-lights) will be installed instead and other can-lights may be swapped out for aesthetic purposes.
- ⚠ Notice! Our standard LED disc-lights or can-lights are 3000K and you must inform the sales rep if you have a different preference on bulb brightness/color.
- 💡 Important: Not all fixtures can support every type of bulb, so be sure to select fixtures that support the bulbs you want. (Additional charges may apply for non-standard bulb types.)
- ❗ FYI: If your bid includes under-cabinet-lighting, can-lighting or fixtures for under the stairs, these units are normally provided by the electrician so you don't need to select any.
- 💡 Important: Any installation prices are based on products that are of typical-configuration, assembly or difficulty of installation. Cost for parts and additional labor, if any, are not included and will be billed to your account.

### LIGHTING FIXTURE SELECTIONS



**Lighting Specialists**  
922 N 1430 W  
Orem, Utah 84057

**Greg**  
801.224.8365

Appointment date / time  
(REQUIRED)

9/6

☐ The sales rep has placed my order

#### METHOD A

#### Selections chosen from the Selections Brochure

Light fixture style:	Glass texture:	Fixture color:	
<input type="checkbox"/> Classic	<input type="checkbox"/> Marbled	<input type="checkbox"/> Chrome	<input type="checkbox"/> Oil-rubbed bronze
<input type="checkbox"/> Modern	<input type="checkbox"/> Frosted	<input type="checkbox"/> Brushed-nickel	<input checked="" type="checkbox"/> Other: _____
Bulb direction: <input type="checkbox"/> Up <input type="checkbox"/> Down			

#### METHOD B

#### Selections chosen at Lighting Specialists with Greg

Light fixture:	QTY:	Fixture color:	
Part # _____ Vanity Sconce	6	<input type="checkbox"/> Chrome	<input type="checkbox"/> Oil-rubbed bronze
		<input type="checkbox"/> Brushed-nickel	<input checked="" type="checkbox"/> Other: _____
Part # _____ Reading nook sconce	1	<input type="checkbox"/> Chrome	<input type="checkbox"/> Oil-rubbed bronze
		<input type="checkbox"/> Brushed-nickel	<input checked="" type="checkbox"/> Other: _____
Part # _____ Island pendants	2	<input type="checkbox"/> Chrome	<input type="checkbox"/> Oil-rubbed bronze
		<input type="checkbox"/> Brushed-nickel	<input checked="" type="checkbox"/> Other: _____
Bulb direction: <input type="checkbox"/> Up <input type="checkbox"/> Down			

SEE SPEC SHEET.



# CUSTOMER ESTIMATE



**Lighting Specialists**  
 7515 S. State  
 Midvale UT 84047  
 Phone #: 801-566-1324  
 Fax #: 801-566-1471  
 support@lightingspecialists.com

**Lighting Specialists**  
 922 N. 1430 W.  
 Orem, UT 84057  
 Phone #: 801-224-8365  
 Fax #: 801-852-9901

**Lighting Specialists**  
 162 S Main St.  
 Heber, Ut 84032  
 Phone #: 435-777-5949

**ACCOUNT**  
 Millgate Construction  
 527 W 1160 N  
 Orem, UT 84057  
 Phone #: (801) 915-4466

**CUSTOMER**  
 Walker Basement

**BILLING**  
 Millgate Construction  
 527 W 1160 N  
 Orem, UT 84057  
 Phone #: (801) 915-4466




**DELIVERY**  
 Walker Basement

**Estimate #:** 24859608

**Title:** New 9-6-2024

**Sales Rep:** Greg Johnson

**Print Date:** 09/06/2024

	DESCRIPTION	ROOM	PRICE	QTY	TOTAL
	<b><u>Ingalls MBS 1 Light Wall Sconce in Modern Brass with Vintage Milk Glass Shade (L8Q4)</u></b> by Golden 0508-1W MBS-VMG 11 available FINISH Modern Brass STYLE Transitional SOCKET BULB 1 Bulb, Watt TALL 9.38" WIDE 7.50" SLOPED CEILING COMPATIBLE "	Above Shelves	\$99.00	<del>1</del> 3	\$99.00
	<b><u>Ingalls Large Pendant in Modern Brass and Vintage Milk Glass Shade (HEV2)</u></b> by Golden 0508-L MBS-VMG 60 available FINISH Modern Brass STYLE Transitional SOCKET BULB 1 Bulb, Watt TALL 12.75" WIDE 16.00" SLOPED CEILING COMPATIBLE "	Pendants	\$289.00	<del>1</del> 3	\$578.00
	<b><u>1 LIGHT WALL SCONCE (9W1TH)</u></b> by Hudson Valley 4041-PN Item discontinued, please contact vendor FINISH Polished Nickel STYLE Transitional Essentials, The Classics SOCKET BULB 1 Bulb, Watt TALL 9.50" WIDE 5.50" UNIT INCREMENTS "	Powder Bath	\$57.99	2	\$115.98



### 1 Light Wall Sconce (CPNNU)

by Z-Lite 1102-15-MGLD

137 available

FINISH Modern Gold

STYLE

Transitional, Urban, Classical, Restoration, Industrial

SOCKET BULB 1 Bulb, Watt

TALL 9.50"

WIDE 4.75"

WALL ONLY THIS  
END UP "

Hall Bath

\$86.69

2

\$173.38



### Crestwood 1-Light Wall Sconce in Warm Brass (ALMU0) by Savoy House 9-4408-1-322

12 available

FINISH Warm Brass

STYLE Mid-Century

SOCKET BULB 1 Bulb, Watt

TALL 15.75"

WIDE 8.00"


T24/JA8 "

En Suite Bath

\$100.29

2

\$200.58



### Kaye 90° oscillating 3-speed ceiling or wall fan in brushed nickel finish, (219PT) by Matthews Fan Company KC-BN

20 available

FINISH Brushed Nickel

STYLE Contemporary, Transitional

WIDE 13.00"

STYLE-3 "

Gym

\$495.00

1

\$495.00



### Bongo-Semi-Flush Mount (9XZK2)

by Maxim 100140MNA8

65 available

FINISH Natural Aged Brass

STYLE Classic

SOCKET BULB 3 Bulbs, Watt

TALL 11.00"

WIDE 18.00"

STANDARD CARRIERS "

Bedrooms

\$126.64

X

\$253.28

Remove



### Sullivan 2-Light Wall Sconce in Warm Brass (ALGXP) by Savoy House 9-2204-2-322

78 available

FINISH Warm Brass

STYLE Vintage

SOCKET BULB 2 Bulbs, Watt

TALL 9.00"

WIDE 10.00"

UNIT INCREMENTS "


Theater

\$108.79

4

\$435.17





**Kenyon 10" Picture Light (706WQH9)**

by Visual Comfort & Co. Studio Collection CW1181BBS

FINISH Burnished Brass  
STYLE Contemporary/Modern  
SOCKET BULB 1 Bulb, Watt  
TALL 2.50"  
WIDE 10.00"  
STYLE-3 "

Above Arched Shelves

\$168.29

~~X~~  
0  
\$336.58



**Isla Blanca 1-Light Wall Sconce in Warm Brass by Breggan Jane (ALMTN)**

by Savoy House 9-3172-1-322

16 available

FINISH Warm Brass  
STYLE Vintage  
SOCKET BULB 1 Bulb, Watt  
TALL 9.00"  
WIDE 5.00"  
WIRE/CORD LENGTH "

Game Area

\$100.29

~~X~~  
1  
\$200.58

**11 Watt; A19 LED; 3000K; Medium base; 220 deg. Beam Angle; 120 Volt (LRGUR-QT)**

by Satco Products Inc. S29811

11980 available

STYLE Traditional  
WIDE 2.36"  
STYLE-3 "

\$5.94

3

\$17.82



**5.5 Watt B11 LED; Clear; Candelabra base; 90 CRI; 3000K; 120 Volt (LNH4P-QT)**

by Satco Products Inc. S21274

128430 available

STYLE Transitional  
WIDE 1.38"  
WATTS "

\$7.64

12

\$91.70



**9.8 Watt; A19 LED; Omni-directional; 3000K; Medium base; 220 deg. Beam Angle; 120 Volt (LVFJG-QT)**

by Satco Products Inc. S39836

93660 available

STYLE Traditional  
WIDE 2.36"  
WATTS "

\$2.54

9

\$22.87





**5.5 Watt T10 LED; Clear; Medium base;**  
**90 CRI; 3000K; 120 Volt (LNJ2Z)**

\$7.64

1

\$7.64

by Satco Products Inc. S21345

39755 available

STYLE	Transitional
WIDE	1.25"
WATTS	"

Let's get social!



LIGHTING.SPECIALISTS

Sub-Total	\$3,027.58
Discount	-\$0.00
Shipping & Handling	\$0.00
Delivery Fee	\$0.00
Labor Fee	\$0.00
Tax	(7.25%) \$219.50
Total	\$3,247.08
Amount Due	\$3,247.08



\* CAN WE ADD 3 SCONCES  
IN STAIR AREA/HALL?  
I have SCONCES FOR  
THIS AREA LEFT OVER  
FROM UPSTAIRS.

- Remove this Sconce

[illegible]

## Selection Guide

### SHOWER SURROUND NOTES:

- All cultured-marble and shower glass products are provided by Designer Marble. You will need to schedule a time to meet with the sales rep to make your selections. (Do not choose countertops, sinks, cabinetry or tile products from here as those are provided by different suppliers.)
- ❶ FYI: For tub/shower surrounds, you are choosing your accent "swirl" and base colors. Exact swirl and pattern intensity are not possible to guarantee.
- ❶ FYI: Euro-doors are designed to swing both in and out so be aware of the location and size of your plumbing fixtures as they may interfere, to some degree, with the inward swing.

DOING TILE  
SHOWERS THROUGH  
WESTCO →

### SHOWER SURROUND SELECTIONS



**Designer Marble**  
943 W 240 N  
Lindon, Utah 84042

**Jeana**  
801.785.8172

Appointment date / time  
(REQUIRED)

☐ The sales rep has placed my order

<b>Cultured-marble color:</b>	<b>Surround extras:</b>
<input type="checkbox"/> Solid white (white with no swirl)	<input type="checkbox"/> Added edge trim
<input type="checkbox"/> Venato (off white with no swirl)	<input type="checkbox"/> Extended height
<input type="checkbox"/> Neutral white (light cream with off-white swirl)	
<input type="checkbox"/> Upgraded to Subway pattern surround	

<b>Shower amenities:</b>
<input type="checkbox"/> 2 shampoo shelves
<input type="checkbox"/> 1 shampoo shelf and 1 soap dish (surface mount)

<b>Glass enclosure:</b>	<b>Trim / hinge color:</b>	<b>Glass style:</b>
<input type="checkbox"/> Semi-Euro sliding door	<input type="checkbox"/> Chrome	<input checked="" type="checkbox"/> Clear
<input type="checkbox"/> Semi-Euro swinging door	<input type="checkbox"/> Brushed-nickel	<input type="checkbox"/> Rain
<input type="checkbox"/> Full-Euro swinging door	<input type="checkbox"/> Oil-rubbed bronze	<input type="checkbox"/> Obscure
<input type="checkbox"/> Other: _____	<input checked="" type="checkbox"/> Other: _____	<input type="checkbox"/> Aquatex

WAITING ON TRIM COLOR SAMPLES? HE IS  
RUNNING NUMBERS ON EURO AND SLIDING  
DOORS. HAS HE GIVEN THAT TO MILLGATE?



## Selection Guide

### DOORKNOB NOTES:

- ➔ Make your selections from the provided "Hardware Selections" sheet and fill in the appropriate information in the boxes provided.
- 💡 If you want different door knobs other than the standard ones shown in the Selections Brochure, we will try to get as close a match as possible as available from our distributor. Additional charges may apply.
- ❗ FYI: The hinge color for your doors has already been determined by what you have upstairs.

### MIRROR AND BATHROOM ACCESSORY HARDWARE NOTES:

- ⚠ Notice! If you wish to purchase your own mirror or bathroom accessories, installation is at the discretion of Millgate Homes and additional charges may apply for non-typical or excessively-difficult installations.

### DOORKNOB SELECTIONS



See doorknob notes.

WAITING ON OPTIONS? SOMETHING SIMILAR TO UPSTAIRS COLOR?

Doorknob type:	Style:	Finish color:	
<input type="checkbox"/> Knobs	<input type="checkbox"/> Ball	<input type="checkbox"/> Chrome	<input type="checkbox"/> Oil-rubbed bronze
	<input type="checkbox"/> Mushroom	<input type="checkbox"/> Brushed-nickel	<input type="checkbox"/> Black
	<input type="checkbox"/> Egg		<input type="checkbox"/> Other: _____
<input type="checkbox"/> Levers (+\$14/ea)	<input type="checkbox"/> Pacific Heights	<input type="checkbox"/> Chrome	<input type="checkbox"/> Oil-rubbed bronze
	<input type="checkbox"/> Sea Cliff	<input type="checkbox"/> Brushed-nickel	<input type="checkbox"/> Other: _____
	<input type="checkbox"/> Soma		

### BATHROOM ACCESSORIES SELECTIONS



See bathroom accessory hardware notes.

MOUNTAINLAND

ORDERED THROUGH CODE

Hardware style:	Finish color:	
<input type="checkbox"/> Classic	<input type="checkbox"/> Chrome	<input type="checkbox"/> Oil-rubbed bronze
<input type="checkbox"/> Modern	<input type="checkbox"/> Brushed-nickel	<input type="checkbox"/> Other: _____

### MIRROR SELECTION



See mirror notes.

Mirror: ☐ Use what's bid (frameless) ☒ I will purchase and install my own

### NOTICE – DO NOT FILL OUT UNLESS YOU HAVE DISCUSSED CHANGES WITH ERIC



- ⚠ The styles for doors and trim, etc. will be matched, as closely as available, to that of your upstairs.

Door style	
Door casing and header style	
Door hinge color	
Baseboard style	
Window casing, sill and header style	

## APPLIANCE NOTES:

- i** FYI: Appliances are not included in your bid. This checklist is provided as a convenience to help you to track the appliance your basement needs.
- A** Notice! You have selected an in-cabinet microwave, your appliance sales rep can assist you in finding a microwave that comes with a trim kit for a cabinet opening that is 27" wide by 17" tall.
- When choosing your refrigerator, be sure to make sure its width when the doors are open does not exceed the 36".
- A** Notice! Refrigerators, ranges, dishwashers as well as washers and dryers can only be delivered after the project is completed. (We do not install these and when they're delivered too soon, they're in the way.)
- A** Notice: We do not move, discard, uninstall or reinstall any existing or used appliances.
- A** Notice: All appliances are planned to be electric (unless specifically noted otherwise).
- i** FYI: Not all appliances are sized the same. Our cabinets (as well as their respective appliance openings) are made in standard-size increments. You are responsible for verifying that the appliances you choose fit. Beware of atypical sizes, door/drawer openings and handle shape, size, depth, etc.

## APPLIANCE CHECKLIST



See appliance notes.

<b>Microwave:</b>	<input type="checkbox"/>	Microwave with "trim kit" to fit a cabinet opening: 27"w X 17"t
<b>Washer/dryer:</b>	<input type="checkbox"/>	Standard sized side-by-side pair
<b>Refrigerator:</b>	<input type="checkbox"/>	Max dimensions: 36"W (doors opened) x 69.5"H
<b>Dishwasher:</b>	<input type="checkbox"/>	Standard size: 23 7/8"W x 33 7/8"H
<b>Electric range:</b>	<input type="checkbox"/>	Standard size: 29 15/16"W